

MOTION GRAPHIC "ROAD TO A SMILE"

BY

MISS JUTAPORN PUENGPINIT

**THIS REPORT IS PART OF THE REQUIREMENT TO FULFILL
GA 4602 ART THESIS
DEPARTMENT OF VISUAL COMMUNICATION ARTS
ALBERT LAURENCE SCHOOL OF COMMUNICATION ARTS
ASSUMPTION UNIVERSITY
2014**

A 4602

ALBERT LAURENCE SCHOOL OF COMMUNICATION ARTS,
ASSUMPTION UNIVERSITY
APPROVES THAT THE ART THESIS
IS A REQUIREMENT OF THE BACHELOR DEGREE OF ARTS

.....
(A. WUTTHICHAJ CHOONHASAKULCHOKE)

DEAN

ALBERT LAURENCE SCHOOL OF COMMUNICATION ARTS

.....
(A. LITTIPORN LITTIPANICH)

CHAIRPERSON

DEPARTMENT OF VISUAL COMMUNICATION ARTS

.....
(A. THEERAWUT POJVIBULSIRI)

ADVISOR

.....
(DANIEL L. ONDERDANT)

EDITOR

ART THESIS COMMITTEE
ACADEMIC YEAR 2014

1.	A. LITTIPORN	LITTIPANICH	CHAIRMAN
2.	A. PAT	WANASANGSAKUL	SECRETARY
3.	A. PATRICA	KHEMNGUAD	SECRETARY
4.	A. SURIYA	RATTANAWONGUL	SECRETARY
5.	A. TIFFANY	SHELTON	SECRETARY
6.	A. ACHAREE	WANGLEE	BOARD MEMBER
7.	A. WUTTHICHA	CHOONHASAKULCHOKE	BOARD MEMBER
8.	A. DARUNEE	SA-AREDEE	BOARD MEMBER
9.	A. KHONTEENEUNG	SAENGHIRUNA	BOARD MEMBER
10.	A. THEERAWAT	POJVIBULSIRI	BOARD MEMBER
11.	A. NAKROB	KRAPUGTHONG	BOARD MEMBER
12.	A. NATTANAN	NAEWMALEE	BOARD MEMBER
13.	DR. PICHAI	THURONGKINANON	BOARD MEMBER
14.	A. PICHET	BURAPATANIN	BOARD MEMBER
15.	A. ORATHAYA	SARAMART	BOARD MEMBER
16.	A. RAYUT	SOONKOOL	BOARD MEMBER
17.	A. RERKRIT	PIPATANASAI	BOARD MEMBER
18.	A. PONGVICHAK	PROTPAKORN	BOARD MEMBER
19.	DR. JUERGEN	MORITZ	BOARD MEMBER
20.	A. CHEKCHANOK	BULLAKUL	BOARD MEMBER



ABSTRACT

The reason why I've been doing this project was because of my personal reason. I see that in Thai society have a lot of problems of abandoned children increasing everyday each year. Which this one little problem caused many other problems in society, so I have an idea to help and be another voice for the society; by doing info graphic is another way to spread the news and to make people understand more about this problem. It will be a lot of help for those abandoned children.



ACKNOWLEDGEMENT

First of all I would like to thank Baan Nok Kamin foundation for giving me such important information for my project, and they have been a great guide for me to find each part of the information.

Next I would like to show my gratitude to my advisor, A. Theerawat Pojvibulsiri, who has been giving me important information and gave me such good advices for my project. Also gave me the freedom to use my personal opinion and help me solve problems.

Finally I would like to thank all the Art Thesis committee from computer graphics major, which gave me suggestions for my successful project. I really appreciate everyone that helped me.

TABLE OF CONTENTS

Approval page	I
Board Member	II
Abstract	III
Acknowledgement	IV
Chapter 1: Introduction	1
1.1 Background and Significant	2
1.2 Study Objectives	2
1.3 Study Process	3
1.4 Scope of Study	3
1.5 Expected Results	3
Chapter 2: Marketing & Design information analysis	4
1. Marketing Information	
1.1. Marketing Mix	5
1.2. Target Group	6
1.3. Comparative Analysis	7
1.4. Unique Selling Proposition	8
1.5. Product Positioning	9
1.6. Product Personality	9
2. Design information Analysis	
2.1. The Existing Design	10
2.2. The Design of Competitor	11
2.3. Reference	12
3. Design brief	
3.1. Problem	13
3.2. Communication Objective	13
3.3. The Final Concept	13
3.4. Scope of Study	13
3.5. Expected Results	14
Chapter 3: Operation	15
1. Table of working process	16
2. Concept Presentation	
2.1 Concept I	17
- Mood & Tone	17
- Support	17
- Image Board	
- Sketch Design	18
- Problem & Committee Suggestion	19
2.2. Concept II	
- Mood & Tone	20
- Support	20
- Image Board	20
- Sketch Design	21
- Problem & Committee Suggestion	22
2.3. Concept III	III
- Mood & Tone	23
- Support	23
- Image Board	23
- Sketch Design	24

- Problem & Committee Suggestion	25
- Solution	25
3. Final Presentation	
4.1 The Final Concept	39
- Mood & Tone	39
- Support	39
- Image Board	39
- Comprehensive Sketch	40
- Problem & Committee Suggestion	42
- Solution	42
Chapter 4: Design Work	44
1. Site Map	45
2. Final Work	46
Chapter 5: Conclusion and Suggestions	55
Bibliography	V
Appendix	VI
DVD- ROM	VII





CHAPTER 1

INTRODUCTION

INTRODUCTION

1.1 Background and Significance of Project

I went other places and the daily life and I met a lot of Abandoned Children in the other places and I acknowledge the problem about abused children, These children were fooled and were forced to be prostitutes or children addicted to drug. Through various media such as NEWS, Newspapers or Internet etc. That thing made me have the Idea for this project because I want to be one the mouthpieces to help Thai society this is because I think at the present, social media can share and give information everything for other people. It is quickly and fast. A well as this way to share the good feedback. I think my motion information graphic that it is good mouthpiece and make our Thai society interesting this problem more than in the past. And this will eventually give awareness to the citizens and these problems will decrease and the situation will improve.

1.2 Data / information gathering

1. Information and statistics about Abandoned Children was taken from Ban Nok Ka Min, Ministry of Social Development and Human Security in Thailand
2. Case of the problem , The way to help Abandoned Children
3. Organization for helping Abandon Children. EX. Nok Ka min

1.3 Study Process

1. Research
2. Sketch
3. Script
4. Storyboard
5. Adobe illustrator
6. Adobe After Effect

1.4 Scope of Study

1. 2-4 Minutes of VDO Information graphic
2. Poster of size A3
3. Postcards

The background of the page features a large, faint watermark of the Assumption University of Thailand logo. The logo is circular, with the text "ASSUMPTION UNIVERSITY OF THAILAND" around the top and "มหาวิทยาลัยอัสสัมชัญ" around the bottom. In the center is a shield with a crown on top, flanked by two lions. The shield is divided into four quadrants: top-left (blue with a white lily), top-right (white with a blue cross), bottom-left (red with a white star), and bottom-right (white with a blue cross). Below the shield is a banner with the text "LABOR OMNIA VINCIT".

CHAPTER 2

BACKGROUND & DESIGN INFORMATION ANALYSIS

BACKGROUND

2.1 Problem Statement

Nowadays, Thailand has many problems and There are more every day. So Abandoned Children is a big problem for Thailand and this issue has resulted in the other problems. This also results in a drugs use and may cause criminals crimes. So, this problem has occurred in every area of Thailand. The main factor that causes are the parents is teen parents and poverty etc.

Abandoned Children are Children in a difficult circumstances caused from things that have happened to them. They haven't opportunity for education or Physical development, intelligence, society and mind. So they need to get help as a special case to have a good life, with proper development with age and can take care of themselves maximum. In Thailand have many organization for help Abandon Children but cannot take care of thoroughly because There are a lot of and higher every year.

So, we should be aware of the problem and join to help for Abandon Children. To share this information to teenagers nowadays because they are the one factor that causes this problem.

Nowadays, technology is more advanced. We can help these children is easy.

Whether, share the story of Abandoned Children or Channels to help the children. So, there are many ways to help. If each one of us helps together our Thai society will be a better place and there are many lives that will have a better living standard.

2.2 Research References

- Organization for helping Abandon Children. EX. Nok ka min

2.3 Design Analysis

1. Existing design of the product or company/ Redesign of the product or company

1.1. Form – base on design principles

1.2. Content – base on communication theory

1.3. Response – base on viewers' reaction

1.4. Possibilities – base on future potentials

2. Existing design of the competitor's product or company (if you have competitor)

2.1. Form – base on design principles

2.2. Content – base on communication theory

2.3. Response – base on viewers' reaction

2.4. Possibilities – base on future potentials

2.3 Synopsis

I made this information motion graphic for Baan-nok-ka-min foundation. to make people get the right information and understand about Baan nok ka min foundation's donation system for the large amount of abandoned children there. In the part of the info graphic is this problem arises from problem of society three thing are poverty , problem of family and drug. for Baan-nok-ka-min foundation is a organization for help Abandon Children in Thai society Mr.Erwin Groebli is founder of Baan nok ka min for take care Abandon Children in Thai society. So that they have better education and housing. So, Abandon Children in Thai society are increasing every year. The foundation is necessary to find the maximum income. For use in the care of children who are in the organization. The values used in each month of the foundation are very high divided into 3 parts, being electric bill, healthcare, and education fee. All donations can be done by post or come to the foundation. All things that can be donated such as dry food clothes money or is another voice for them.

2.3. Design Brief

3.1 Problem

Thailand has many problems and there is more every day. So Abandon Children is a big problem for Thailand.

3.2 Communication Objectives

- Want to be another voice because when the audience to see, and turned back to help this social problem.

3.3 Concept

“ Oriole's new smile ”

Mood & Tone: Sympathize, Loving

Support I conceived of this idea from abandoned children, which were like oriole with no nest, or shelter and family to stay with. So, to make a new smile for them is like making their new life.

3.4 Scope of study

1. 2-4 Minutes of VDO Information graphic
2. Poster size A3
3. Postcard



CHAPTER 3

OPERATION



3.1 Table of working process

No	Processing	Week number														
		1	2	3	4	5	6	7	8	9	10	11	12	13	14	15
1	Marketing Researching	√														
2	Creative Thinking		√													
3	Sketch / 1* Presentation			√	√											
4	Develop / Animatic / Dialogue					√	√									
5	2* Presentation							√								
6	Voice Recording								√	√						
7	3* Presentation										√	√				
8	Animating / edit												√	√	√	
9	Check Final Present													√	√	√
10	Final Present															√



3.2 1st Presentation : Background and Significance of Project

- 3.2.1 Storyboard I
- Poster for motion graphic
 - Research

Sketch Design



Type: Motion graphic

Detail: Poster for “ Baan Nok ka min Foundation ”

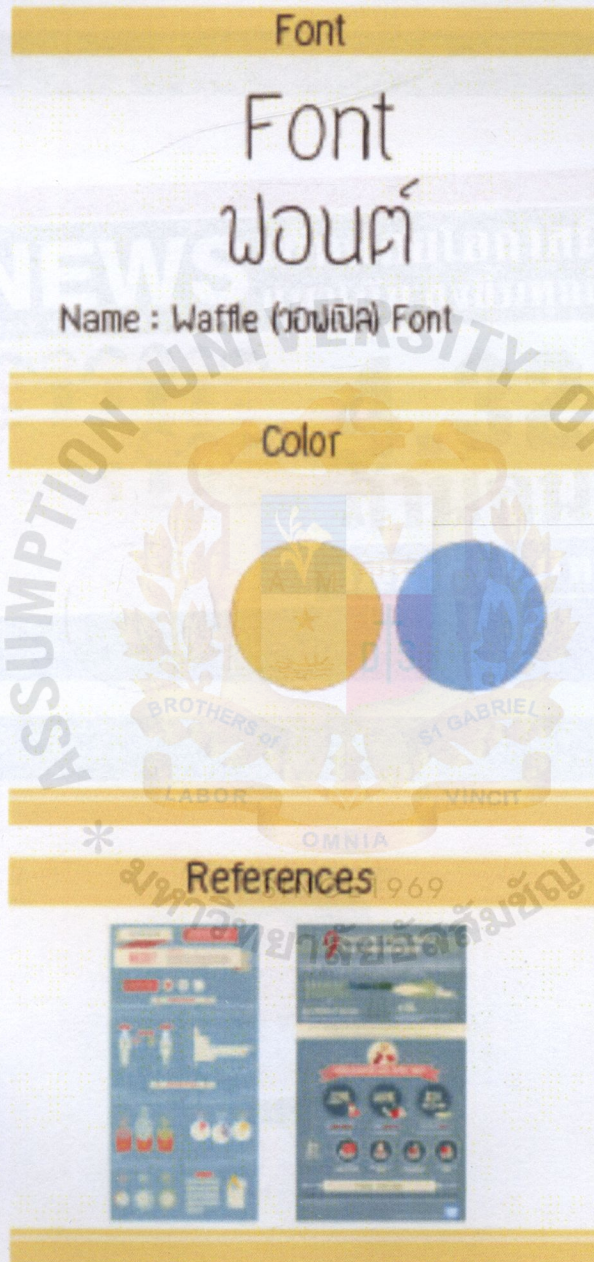
Problem & committee's suggestion

The children do not look sympathetic. Edit a bit more for poster.

Solution

- 3.2.2 Storyboard II
- Mood & Tone
 - Reference

Sketch Design



Type: Motion graphic

Detail: Reference

Problem & committee's suggestion

Font does not go well with the work. I must find a better font.
The Reference is not interesting.

2nd presentation:

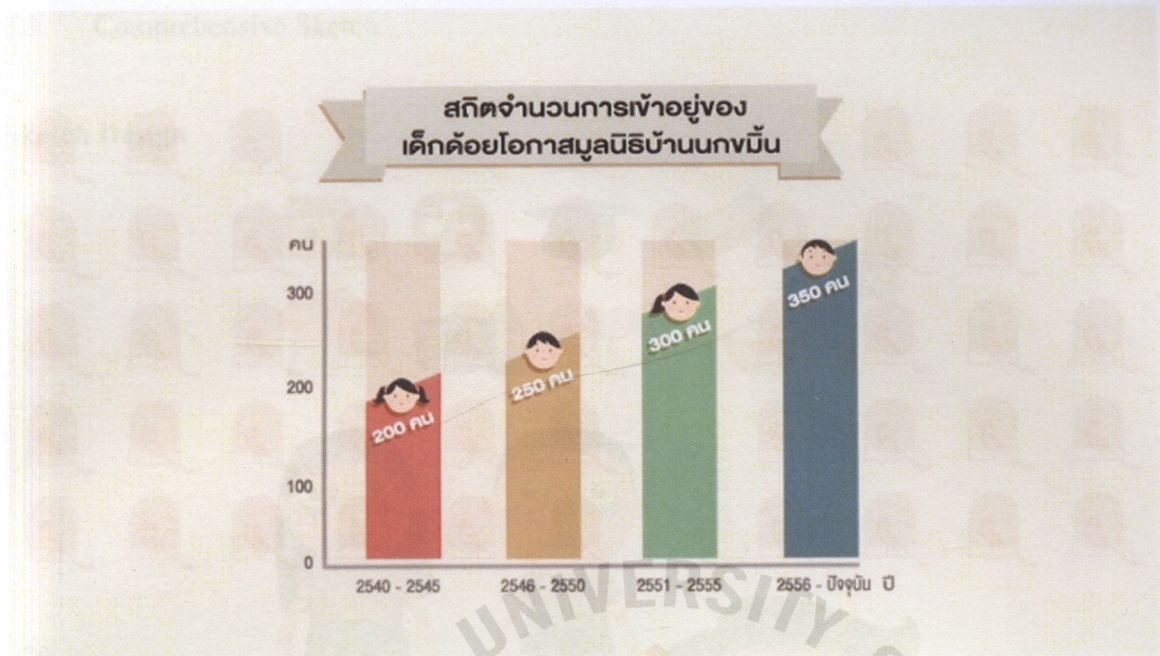
3.3 Comprehensive Sketch





บริจาคเงิน หรือ ทุนการศึกษา





Type: Motion graphic

Detail: Story Development / Animatic

Problem & committee's suggestion

Put more background because there is no background this work will not be interesting. Every scene must have the background

Solution

Type: Motion graphic

Detail: Design Development

Problem & committee's suggestion

The design is good but committee wants me to use more details, and used color for character design.

Solution

3.3 Comprehensive Sketch of finished works

Sketch Design



Type: Motion graphic
Detail: Design Development
Problem & committee's suggestion

The design is good but committee wants me to use more details, and used better color for character design.

Solution

3.4 3rd presentation: 50% of finished works





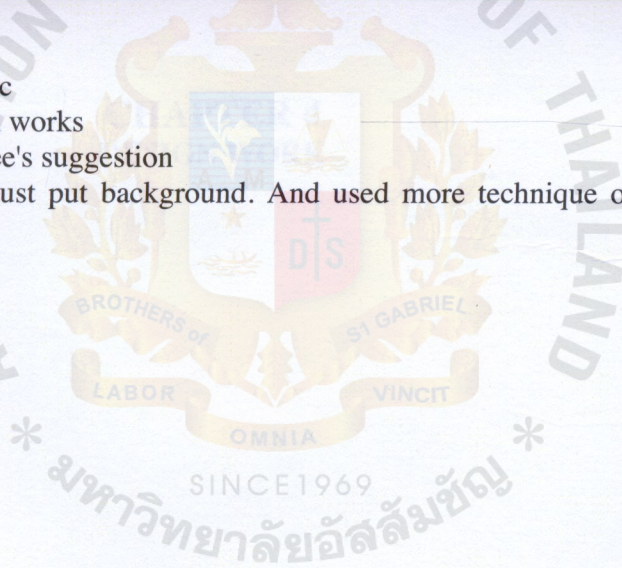
Type: Motion graphic

Detail: 50% of finish works

Problem & committee's suggestion

Some part must put background. And used more technique of adobe after effect. Make more interesting

Solution





CHAPTER 4
DESIGN WORK


4.1. Final Work

Albert Laurence School of Communication Arts
Assumption University

Department of Visual Communication Arts
Computer Graphics Major













Type: Motion graphic

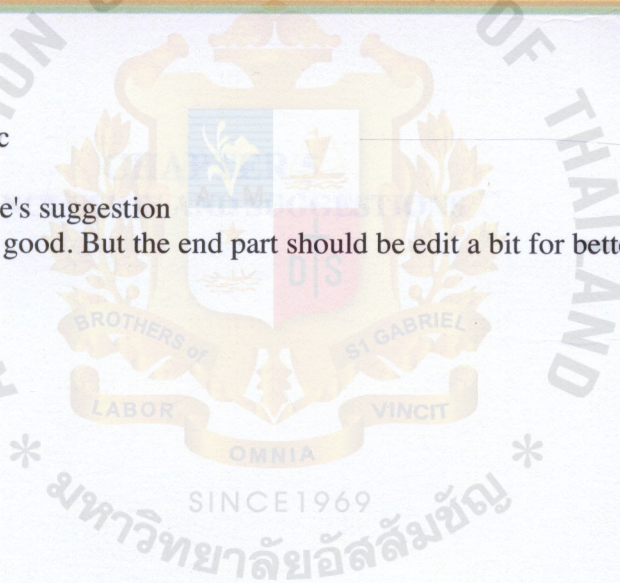
Detail: Final work

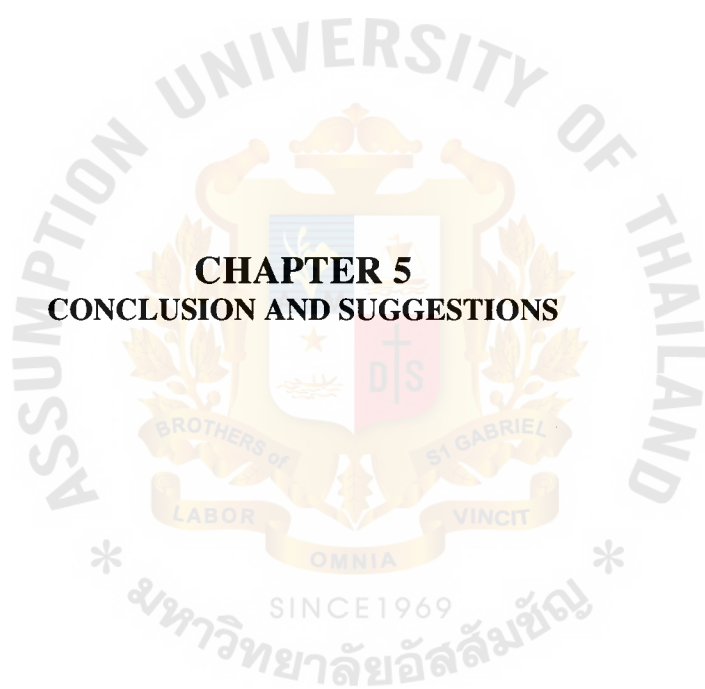
Problem & committee's suggestion

Everything is good. But the end part should be edit a bit for better results.

Solution

-





CHAPTER 5

CONCLUSION AND SUGGESTIONS

Conclusion and suggestions

For my conclusion, the problems that I've encountered during the steps of my presentation involved finding the right art direction for my project. For this project I'm lucky that I have strong information to support my work. So my suggestion is that if anyone who is thinking of doing information graphic is to do a lot of research on your project, find as much information as possible and your project will be successful.



BIBLIOGRAPHY

Website

<http://www.youtube.com>

<http://www.vimeo.com>

<http://www.baannokkamin.net>



APPENDIX

Bibliography

Personal Data

Name : jutaporn puengpinit
Address : 118 m.3 Dongrakorn Mueng Nakorn-nayok 26000
Tel. : 0815885557
Fax. : -
e-mail : iicejutaporn@gmail.com
Date of Birth : 1 Aug 1991
Age : 23

Education

June 2005 – present : Assumption University
1999 - 2005 : Assumption College Sriracha

Working Experience

April – May 2007 : -

Skill and Expertise

- AutoDesk Maya 2009
- Adobe Premiere
- Final Cut Pro 2
- Illustrator & Photoshop
- After Effect
- Avid
- Dreamweaver and Flash
- Pro Tools
- DVD Authoring Application

Estimated Bugget

Presentation 1	-	Baht
Presentation 2	-	Baht
Presentation 3	-	Baht
Presentation 4	-	Baht
Video Output	500	Baht
Art Thesis Exhibition	5,000	Baht
Final Report	2,000	Baht
TOTAL	<u>7,500</u>	Baht



CD / DVD

Inside DVD :

- Full version of information graphic video (QuickTime animation)
- Low resolution version (QuickTime H264)

