



*English FOR ALL*  
*by Albert Laurence*

**2013**  
**ANNUAL REPORT**

**Learning Support Center**  
**Student Affairs**  
**Assumption University of Thailand**

## **English for ALL by Albert Laurence**

(English Communication Skills Development Program)

AUSG P1 1.1	Au will create a positive learning environment that enables students to achieve their full academic potential and to cultivate their personal development.
AUSG P2 1.4	Au's program develops strong student's competency of knowledge and skills and effectively prepare students as competent and ethical citizens.
Unit Strategic Goal:	SG 1. Student characteristics are formed as indicated in AU Vision.
Unit Objective:	SO 1.1. To develop students in quantifiable and non-quantifiable dimensions by means of interventions and development programs.
Unit Strategy :	SS 1.1.1 Providing developmental programs and opportunities as well as experiential learning environment and forging educationally purposeful activities with faculty - student interaction to facilitate student growth.

### **Project Objective:**

1. To enhance English communication skills and English speaking environment for AU students with free of charge.
2. To encourage students to practice reading, listening, speaking, and writing through activities based on the 7 steps to English proficiency by Rev.Bro.Bancha Saenghiran.
3. To develop student's confidence in communication and presentation for English speaking community.

### **Course Description**

English for All by Albert Laurence (E4ALL), *an activities-based English learning*, is designed to promote positive attitude towards English learning and to develop Basic English communication skills for academic success at university level. This course will provide opportunity for students to learn how to explore and expand ideas in writing, as well as how to summarize idea in reading comprehension. Students of this course will be prompted to be familiar with English communication environment through activities developed from the concept of Albert Laurence's 7 steps to English Proficiency.

Duration of the course	21 hours (3 hours/class, 7 weeks)
Laboratory	CL0505, 5 <sup>th</sup> floor, St. Gabriel Library, Suvarnabhumi Campus

### **Qualifications for the applicant**

- Assumption University student who registered in current Academic Year.
- Willing to complete the program and having determination to follow course guidelines and to practice English continuously.
- Love to challenge oneself, try something new and can work with others as a team.

### **Organizing Members**

- |                                  |                             |
|----------------------------------|-----------------------------|
| 1. Rev. Bro. Bancha Saenghiran   | (Senior Advisor)            |
| 2. Dr.Vindhai Cocracul           | (Advisor)                   |
| 3. A.Bancha Skuldee              | (Advisor)                   |
| 4. Dr.Chirapa Srikalasin         | ( Advisor)                  |
| 5. A.Piya Sailomraksa            | (Teacher / Program Manager) |
| 6. A.Peenithi Siritheeratharadol | (Teacher)                   |
| 7. A.Watinee Janarge             | (Teacher)                   |
| 8. A.Suwannee Sao-Ong            | (Guest Teacher)             |
| 9. A.Yotsawee Chaopaknam         | (Guest Teacher)             |
| 10. A.Walaiphan Thongkhambanjong | (Course Statistician)       |

### **Evaluation**

Students who completed all of the following criteria will be receiving a Certificate of Achievement:

- 70% of Attendance
- Complete Weekly Assignments and Final Studio Experience Test

## Lesson Plan

- Week 1*
- Getting to know members
  - Building up Confidence
  - Introduction to 7 Steps to English Proficiency by Albert Laurence
  - Making a Study Plan
- Week 2*
- Current Event Sharing
  - Listening Comprehension
  - Conversation Practice
- Week 3*
- Career Planning by *Career Development Center*
  - Human Personality and Characters
  - MBTI Learning Personality
  - Career Passport
- < Midterm – Examination Break >
- Week 4*
- Phonetics Symbols
  - Pronunciation and Stress
  - Practice reading aloud
- Week 5*
- How to answer questions properly
  - English 4 ALL Wisdom Contest
  - Preparing a Presentation
- Week 6*
- News Reading Practice
  - Preparation for Examination
- Week 7*
- Studio Experience (at Communication Arts Studio)

**Completion Time Frame**

April – June 2013:	Season 11 Preparation and Application Recruitment
June September 2013:	Season 11 Classes
October 2013 – January 2014:	Season 12 Preparation and Application Recruitment
January– May 2014:	Season 12 Classes
May– August 2014:	Course Evaluation and Follow up process

**Achievement Indicators:**

1. Number of students
2. Percentage of participants who will successfully pass the requirements of the program
3. Student's Level of Satisfaction towards course curriculum
4. Student's Level of Satisfaction towards facilitators/teachers
5. Significant Development of Student Confidence in English Language Usage

**Target to be Achieved for Achievement Indicators:**

1. 250 students enroll to the program
2. 70% of participants pass the requirements of the program
3. Student's Level of Satisfaction towards course curriculum is at least 3.51 of 5-point-scale
4. Student's Level of Satisfaction towards facilitators/teachers is at least 3.51 of 5-point-scale
5. There is a significant difference of Student Confidence in English Language Usage after the Program

**Completion Time Frame to Achieve Key Performance Indicator :**

June 1, 2013 – August 31, 2014

## Report of Results

Number of participants was shown as follows:

### **1/2013 English for ALL by Albert Laurence Season 11**

- Participants: 178 (153 students or 86% has successfully passed the program)
- Number of Sections: 10 sections (210 hours)
- Number of Volunteers/Trainers: 31 students

### **2/2013 English for ALL by Albert Laurence Season 12**

- Participants: 39 (28 students or 72% has successfully passed the program)
- Number of Sections: 5 sections (105 hours)
- Number of Volunteers/Trainers: 9 students

### **2013 Skill Training Workshop**

- Participants: 51
- Number of Volunteers/Trainers: 4 students

### **Summary of Total English for ALL Precipitation in Academic Year 2013**

- 232 students of 268 students or 86.5% have successfully passed the program
- Total Number of Sections: 15 sections (315 hours)
- Total Number of Volunteers/Trainers: 44 students

### **Statistics Results**

- Student's *Level of Satisfaction towards course curriculum* showed the highest level of satisfaction of 86% or 4.30 of 5-point-scale
- Student's *Level of Satisfaction towards facilitators/teachers* showed the highest level of satisfaction of 89.8% or 4.49 of 5-point-scale
- The study of *Student's Confidence in English language* usage shows a *scientific significant development at 0.01 point* of student's confidence after participation to the program as shown in statistics

## **Program Development**

1. **SKILL TRAINING WORKSHOP.** New Skill Training Workshop has been established to be an incubator of English for ALL program members who needed a special attention in a particular English communication skill. The workshop was organized as a parallel program along with English for ALL for both semesters.
2. **CAREER PLANNING.** Learning Support Center has collaborated with Career Development Center to introduce new class content in the week number 3 of English for ALL with the name of “Career Planning”. Students learned about career aspiration, MBTI and other personality tests and a concept of AEC through English content. Guest speakers are career advisors from Career Development Center of Student Affairs.
3. **TRAIN THE TRAINERS.** All trainers of the program have been through the official workshop of “Train the Trainers” that is newly introduced to the program.
4. **PAPER PRESENTATION IN APSSA JAPAN.** English for ALL by Albert Laurence program has been selected as a concurrent session for presentation at The Asia Pacific Student Services Association (APSSA) in Kyoto, Japan on 8<sup>th</sup> August 2014. It is well-received that interested audience from different university around the world has joined and discussed about English for ALL program at the seminar. The article was written and presented by A.Piya Sailomraksa from Learning Support Center of Student Affairs.
5. **E4ALL.AU.EDU.** The English for ALL website has been 2 years old in 2014. It becomes a big hit and visitors reached 6,000 hits on the same year. Besides students can apply E4ALL program and complete the test online, gallery and interactive web-board have been opened to communicate with parents in parent relation section of the website.

## Statistics Evaluation

---

### Student's Confidence in English language Usage

Hypotheses: There is a significant difference in Student's Confidence in English Language Usage before and after participation to English for ALL program.

The following table shows the mean of Student's Confidence in English Language Usage before and after participation to English for ALL program.

1/2012		Mean	N	Std. Deviation
Pair 1	Pre-Test	2.4467	45	.35761
	Post-Test	2.7478	45	.33302

		Paired Differences 1/2012				t	df	Sig. (2-tailed)	
		Mean	Std. Deviation	Std. Error Mean	95% Confidence Interval of the Difference				
					Lower	Upper			
Pair 1	Pre-Test - Post-Test	-0.301	0.346	0.052	-0.405	-0.197	-5.835	44	.000

The study of *Student's Confidence in English language* usage shows a *scientific significant development at 0.01 point* of student's confidence after participation to the program as shown in statistics



### Student's Level of Satisfaction towards Course Curriculum

Course Curriculum	Means	Level of Satisfaction
1. The content are suitable to the course objectives	4.29	Highest
2. Up to date and applicable to my daily life	4.45	Highest
3. Theory and practices are related	4.34	Highest
4. Contents are arranged in suitable sequences	4.19	High
5. Contents are suitable to time allocation	4.14	High
6. There are supporting activities and skills including listening, speaking, reading, and writing.	4.39	Highest
<b>Average</b>	<b>4.30</b>	<b>Highest</b>

Student's *Level of Satisfaction towards course curriculum* showed the highest level of satisfaction of 86% or 4.30 of 5-point-scale

### Student's Level of Satisfaction towards Teacher/ Facilitators

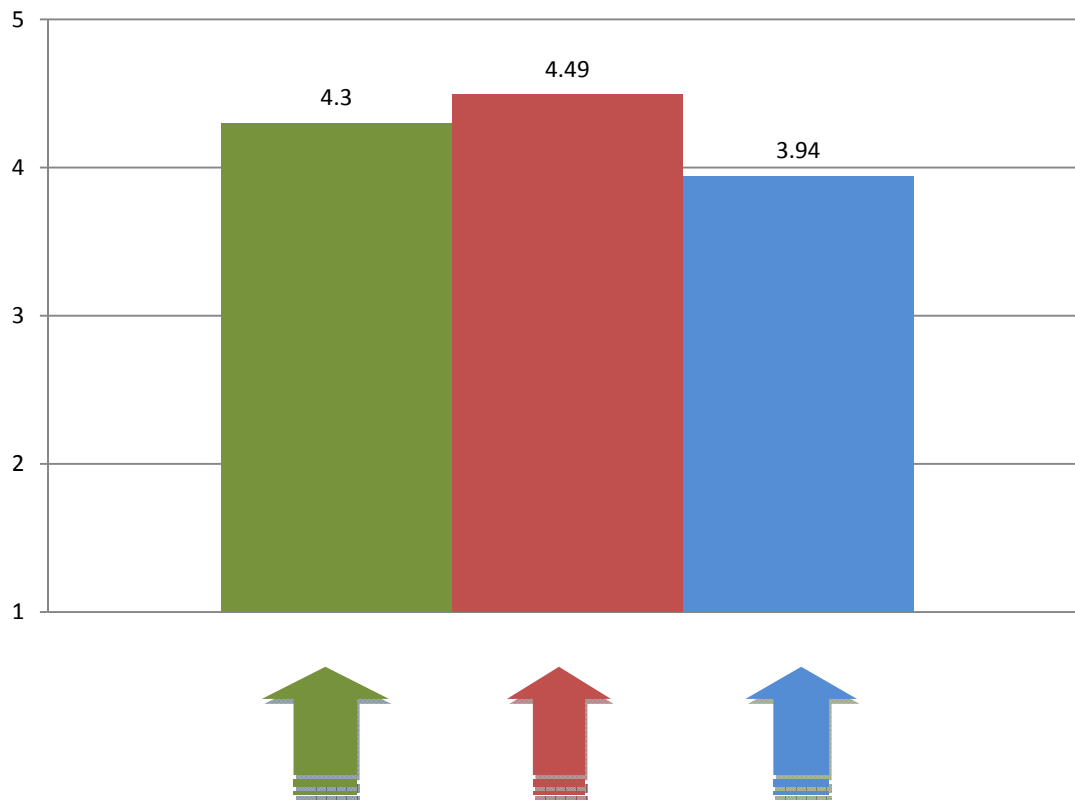
Teacher/ Facilitator	Means	Level of Satisfaction
1. Teaching preparation related to objectives	4.47	Highest
2. Suitable teaching method	4.50	Highest
3. Knowledgeable of the subject	4.57	Highest
4. Competent in teaching skills	4.59	Highest
5. Covering the syllabus	4.39	Highest
6. Utilize new teaching techniques	4.39	Highest
<b>Average</b>	<b>4.49</b>	<b>Highest</b>

Student's *Level of Satisfaction towards facilitators/teachers* showed the highest level of satisfaction of 89.8% or 4.49 of 5-point-scale.

### Student's Satisfaction towards 4 Skills development after joining the program

English Skill	Means	Level of Improvement
<b>Listening</b>	3.89	<b>Good</b>
<b>Speaking</b>	4.19	<b>Good</b>
<b>Reading</b>	4.03	<b>Good</b>
<b>Writing</b>	3.66	<b>Good</b>
<b>Average</b>	<b>3.94</b>	<b>Good</b>

### Comparison of Student's Satisfaction towards Course Curriculum, Teacher/Facilitators and Skill Development



Course Curriculum    Teacher/Facilitator    Skill Development

## **Perception Towards Self Confidence in English Communication and College Skills for Freshmen**

Self- Perception towards Level of Confidence is a self-test under the development of Learning Support Center, Student Affairs. The purpose of the assessment is to study the relationship between factors before and after English for ALL program. 20 factors in this test includes

- English Conversation
- Public Speaking
- English Pronunciation
- Writing with correct English Grammar
- Essay Writing
- Listening
- Reading a Passage
- Classroom Presentation
- To study university course in English
- Working as a Group
- Leadership
- Responsibility and Commitment
- Self-Study
- To utilize free time
- To use Public Media for learning English
- Open for positive/constructive criticism
- Open for negative criticism
- Positive thinking towards oneself
- Positive thinking towards others and environment
- Readiness to live in International Community

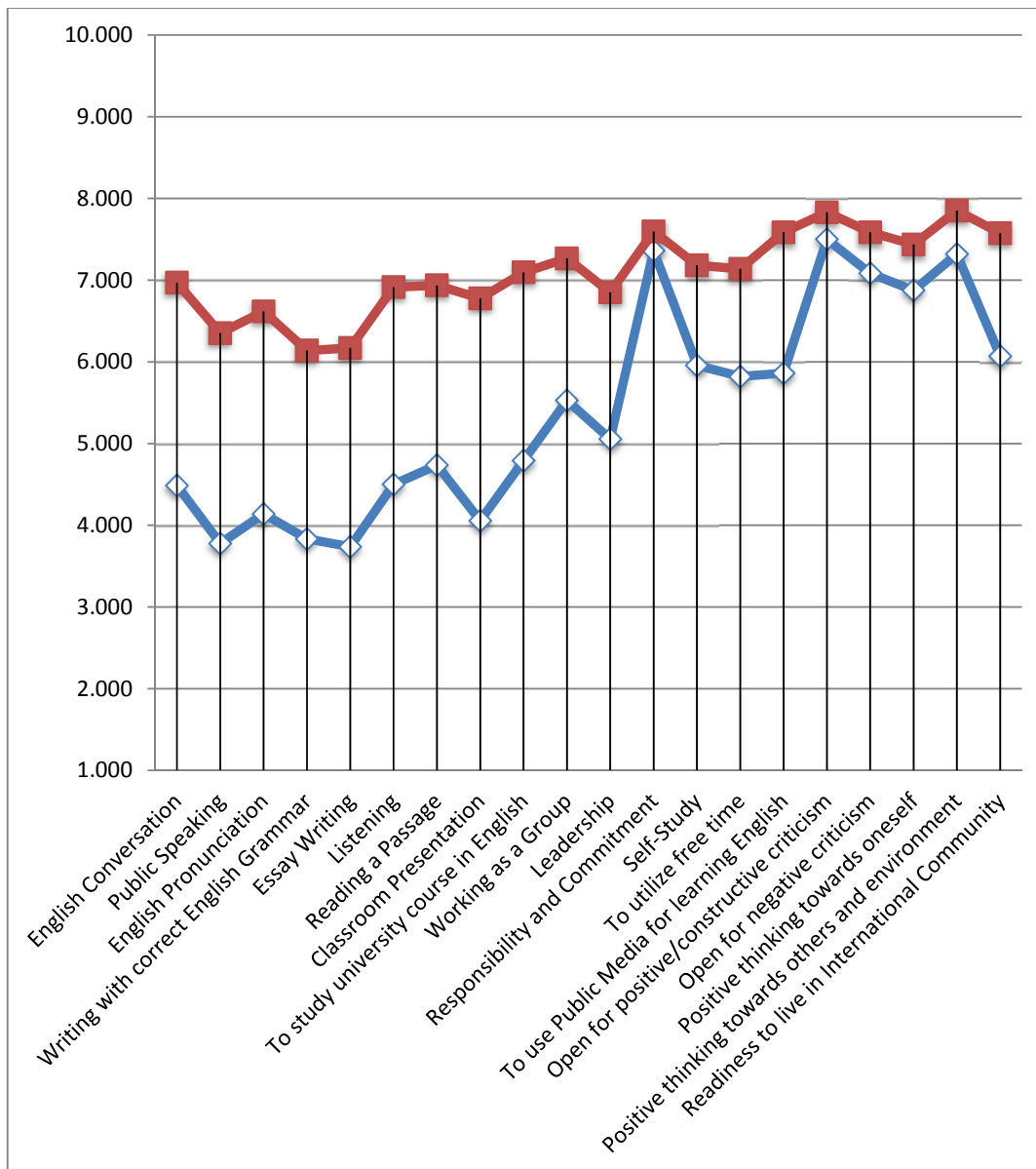
The following table shows the result of the difference between the average Pre-test and Post-test scores of English for ALL students before and after the program on the scale 1 to 10, which 1 represents the lowest confidence and 10 represents highest confidence in each factor. From the result of semester 1-2013, Students from the program have been thoroughly developed in all factors as shown in the difference column.

<b>TYPE</b>	<b>Confidence in English Communication and College Skills for Freshmen</b>	<b>Pre</b>	<b>Post</b>	<b>Diff</b>
1	English Conversation	4.486	6.968	+2.482
2	Public Speaking	3.778	6.351	+2.573
3	English Pronunciation	4.139	6.617	+2.478
4	Writing with correct English Grammar	3.833	6.138	+2.305
5	Essay Writing	3.736	6.170	+2.434
6	Listening	4.500	6.915	+2.415
7	Reading a Passage	4.736	6.936	+2.200
8	Classroom Presentation	4.056	6.777	+2.721
9	To study university course in English	4.792	7.096	+2.304
10	Working as a Group	5.528	7.266	+1.738
11	Leadership	5.056	6.851	+1.796
12	Responsibility and Commitment	7.361	7.596	+0.235
13	Self-Study	5.958	7.181	+1.223
14	To utilize free time	5.819	7.138	+1.319
15	To use Public Media for learning English	5.861	7.585	+1.724
16	Open for positive/constructive criticism	7.500	7.830	+0.330
17	Open for negative criticism	7.083	7.585	+0.502
18	Positive thinking towards oneself	6.875	7.436	+0.561
19	Positive thinking towards others and environment	7.319	7.851	+0.532
20	Readiness to live in International Community	6.069	7.574	+1.505
	Average	5.424	7.093	+1.669

The following table shows the ranking of 5 highest most developed confidence in different aspects:

<b>RANK</b>	<b>Most Developed Confidence in English Communication and College Skills for Freshmen</b>	<b>Pre</b>	<b>Post</b>	<b>Diff</b>
1st	Classroom Presentation	4.056	6.777	+2.721
2nd	Public Speaking	3.778	6.351	+2.573
3rd	English Conversation	4.486	6.968	+2.482
4th	English Pronunciation	4.139	6.617	+2.478
5th	Essay Writing	3.736	6.170	+2.434

The following table shows the graph comparing pre-test and post-test score of students. The least develop was “Responsibility and Commitment” (Pre: 7.361, Post: 7.596) which is already high and considered as stable.



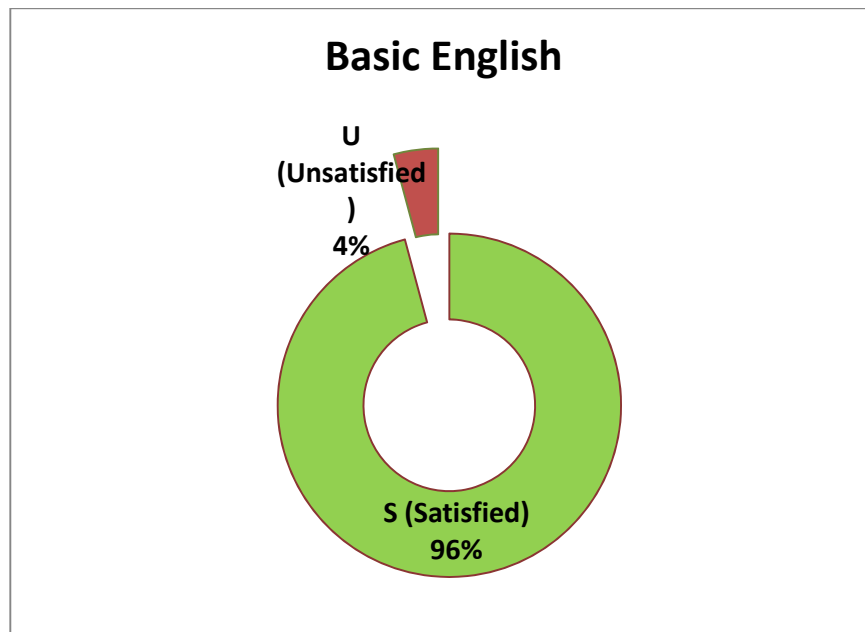
### Follow up process

The follow-up process has been settled during the year 2014. After the program and students had passed the final examination of all courses during first semester, the team has reviewed their English course grades as reference to follow their performance in English proficiency. 72 English for ALL students who have been studying Basic English course, 69 students (95.8%) has successfully passed the course to English I and 3 students failed and had the repeat Basic English course. For English for ALL students who has been studying in English I, out of 87 students, 82 students (94.5%) have passed to English II and 5 students failed or dropped. Among these students, 49 students (56.3%) have got A grade from English I course. All 3 students in English for ALL program who has been studying English II have all passed English II with A grade.

For students who have failed the regular English course, the team has asked them to join the in-depth interview and counseling intervention to help them improve their performance.

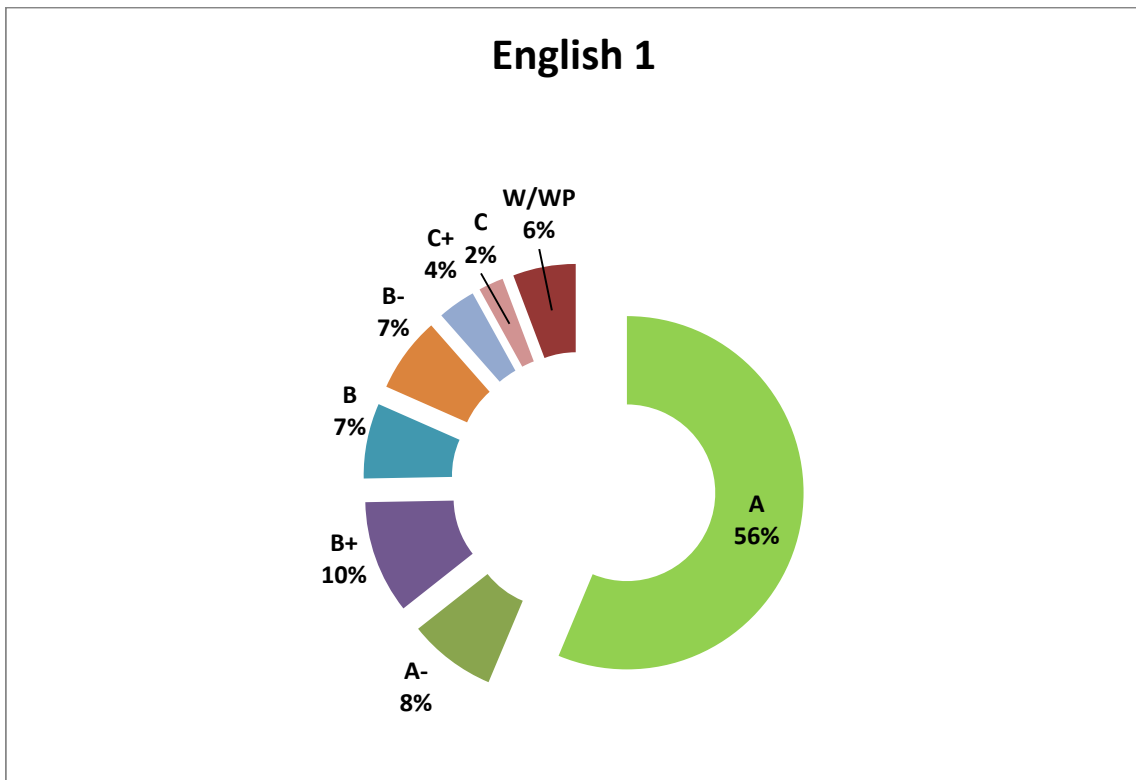
### Basic English

Grades	No. of Students
S (Satisfied)	69
U (Unsatisfied)	3
<b>Total</b>	<b>72</b>




### English I

Grades	No. of Students
A	49
A-	7
B+	9
B	6
B-	6
C+	3
C	2
W/WP	5
<b>Total</b>	<b>87</b>



**English II**

<b>Grades</b>	<b>No. of Students</b>
A	3
<b>Total</b>	<b>3</b>





### Overall Performance

Grades	No. of Students
Passed	154
Failed (U/W/WP)	8
<b>Total</b>	<b>162</b>

